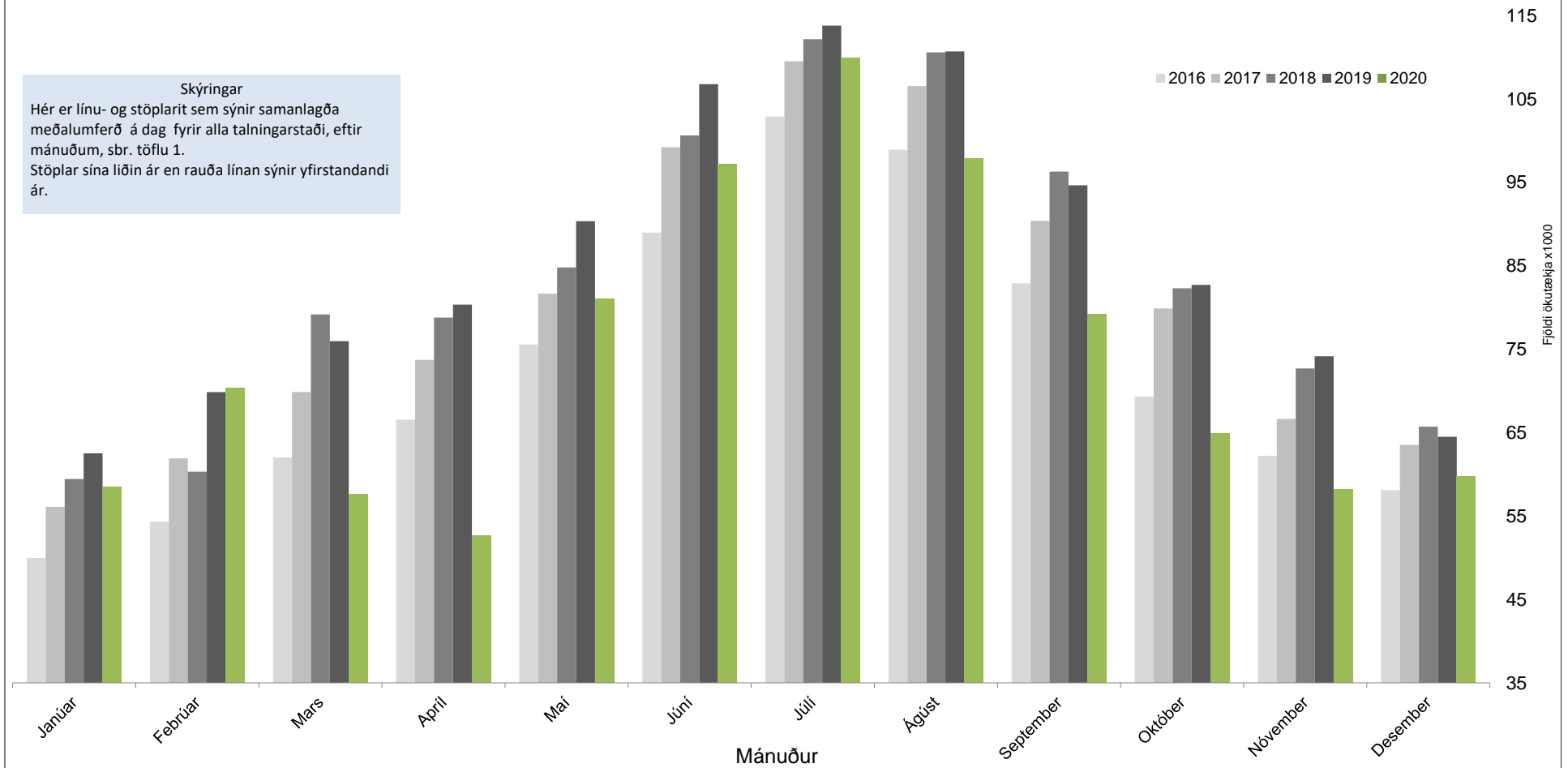


# Summa meðalumferðar, í mælipunktum, á dag.

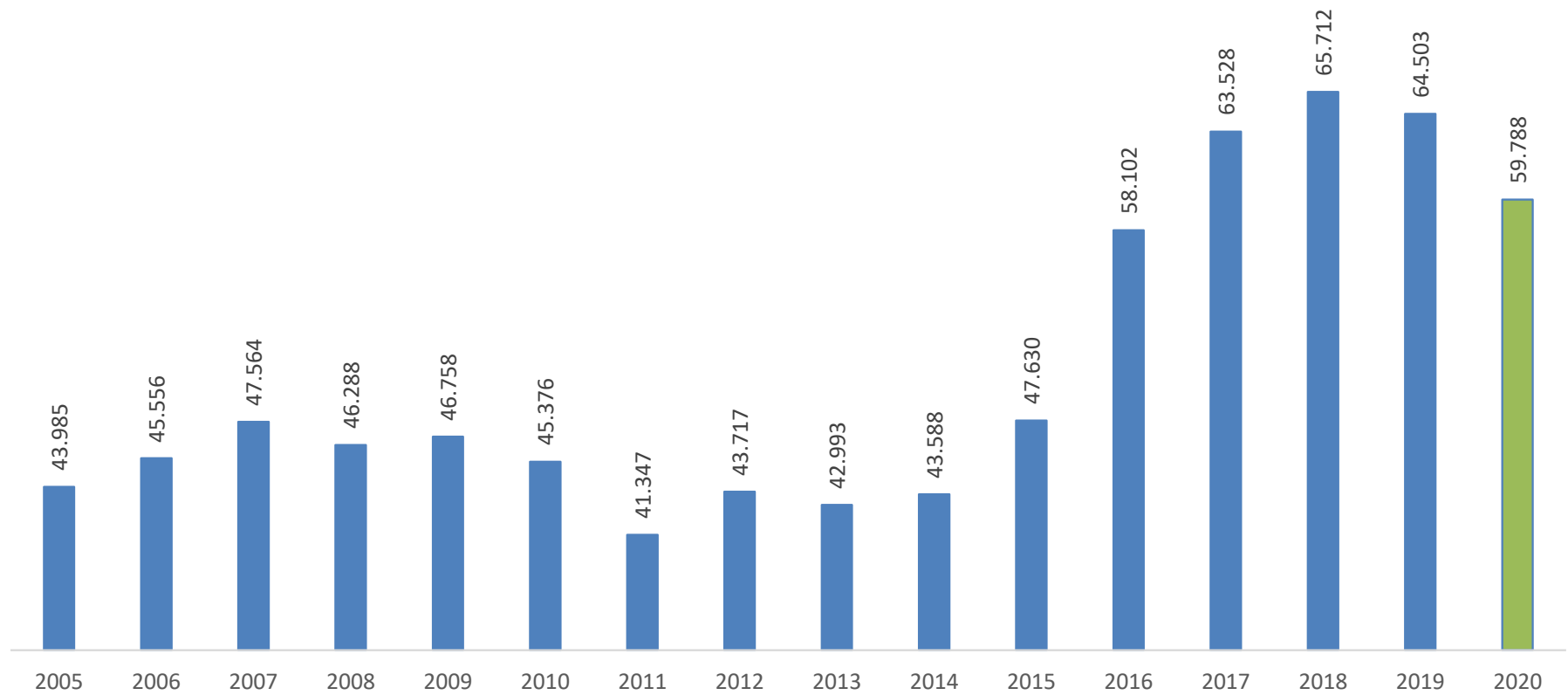
## Skýringar

Hér er línu- og stöplarit sem sýnir samanlagða meðalumferð á dag fyrir alla talningarstaði, eftir mánuðum, sbr. töflu 1.  
Stöplar sína liðin ár en rauða línan sýnir yfirstandandi ár.

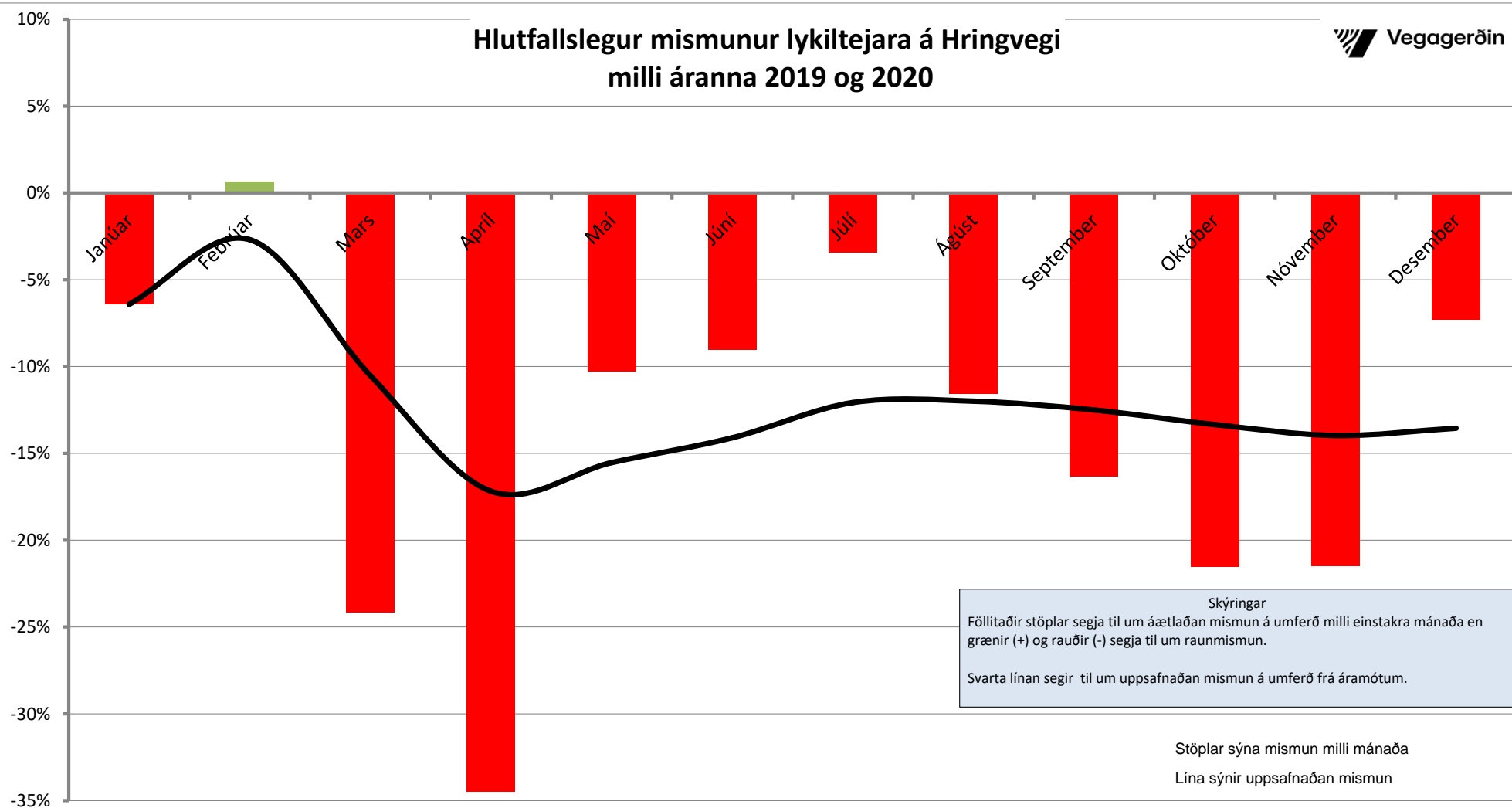
2016 2017 2018 2019 2020



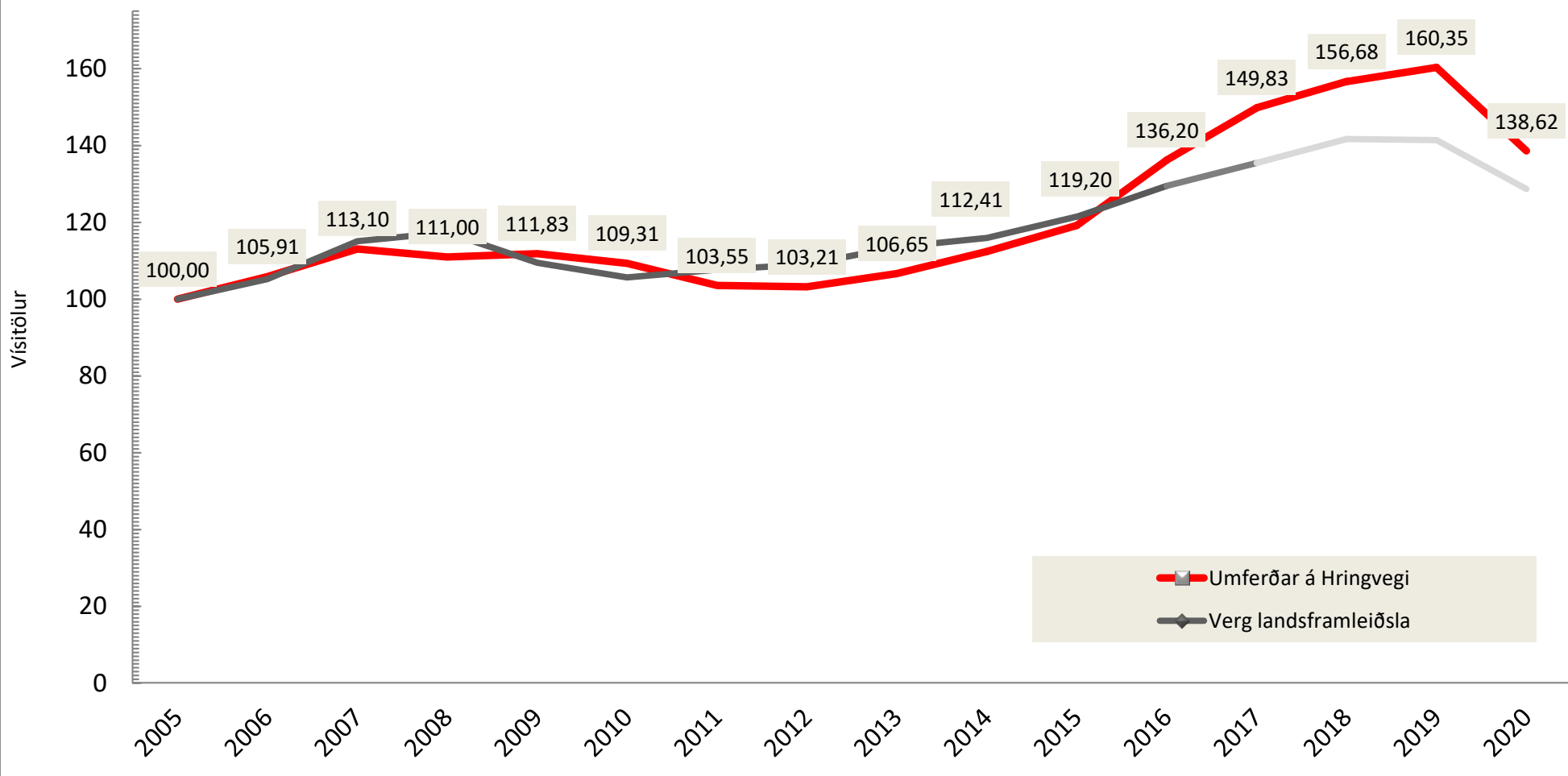
Samanlögð meðalumferð á dag yfir 16 lykilteljara í **desember**, á Hringvegi



## Hlutfallslegur mismunur lykiltejara á Hringvegi milli ára 2019 og 2020



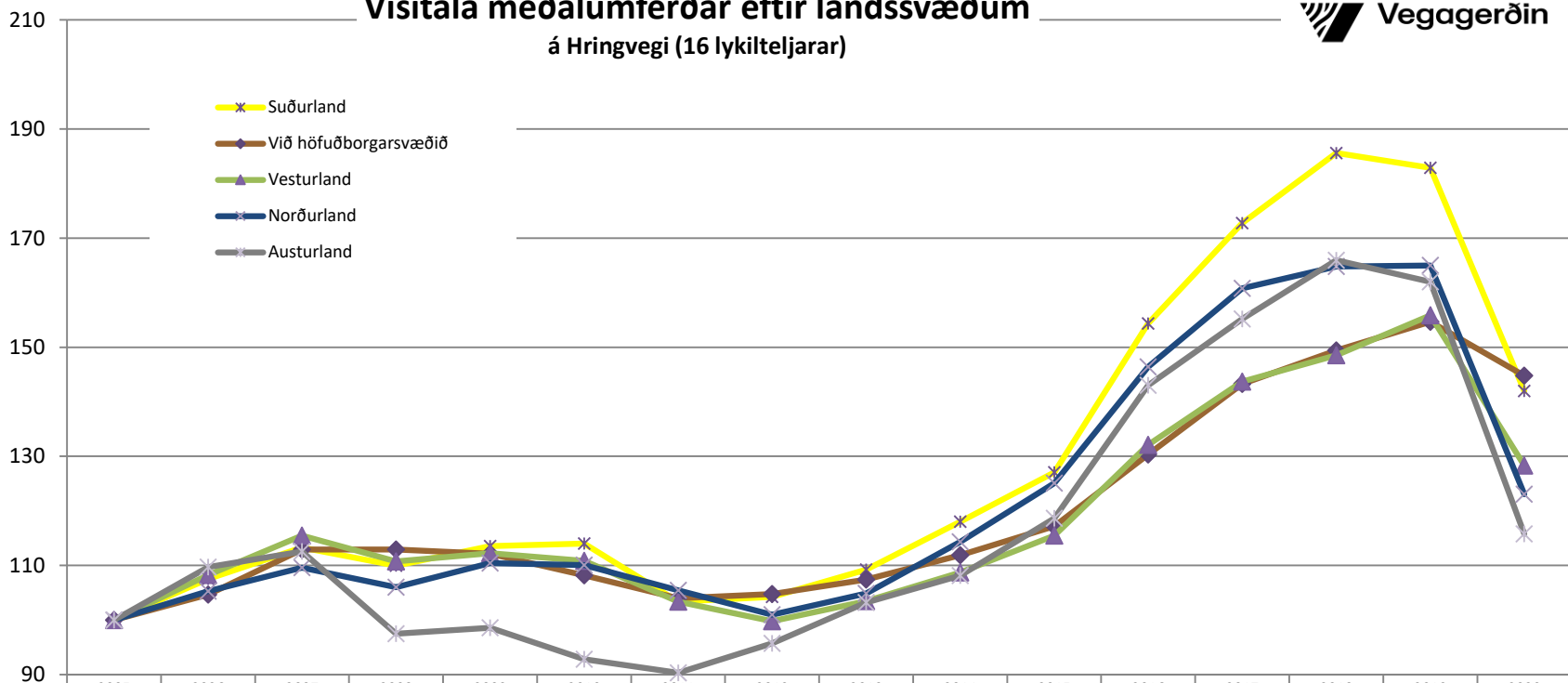
### Vísitala umferðar á 16 lykilstöðum á Hringvegi borin saman við vísitölu hagvaxtar



## Vísitala meðalumferðar eftir landssvæðum á Hringvegi (16 lykilteljarar)

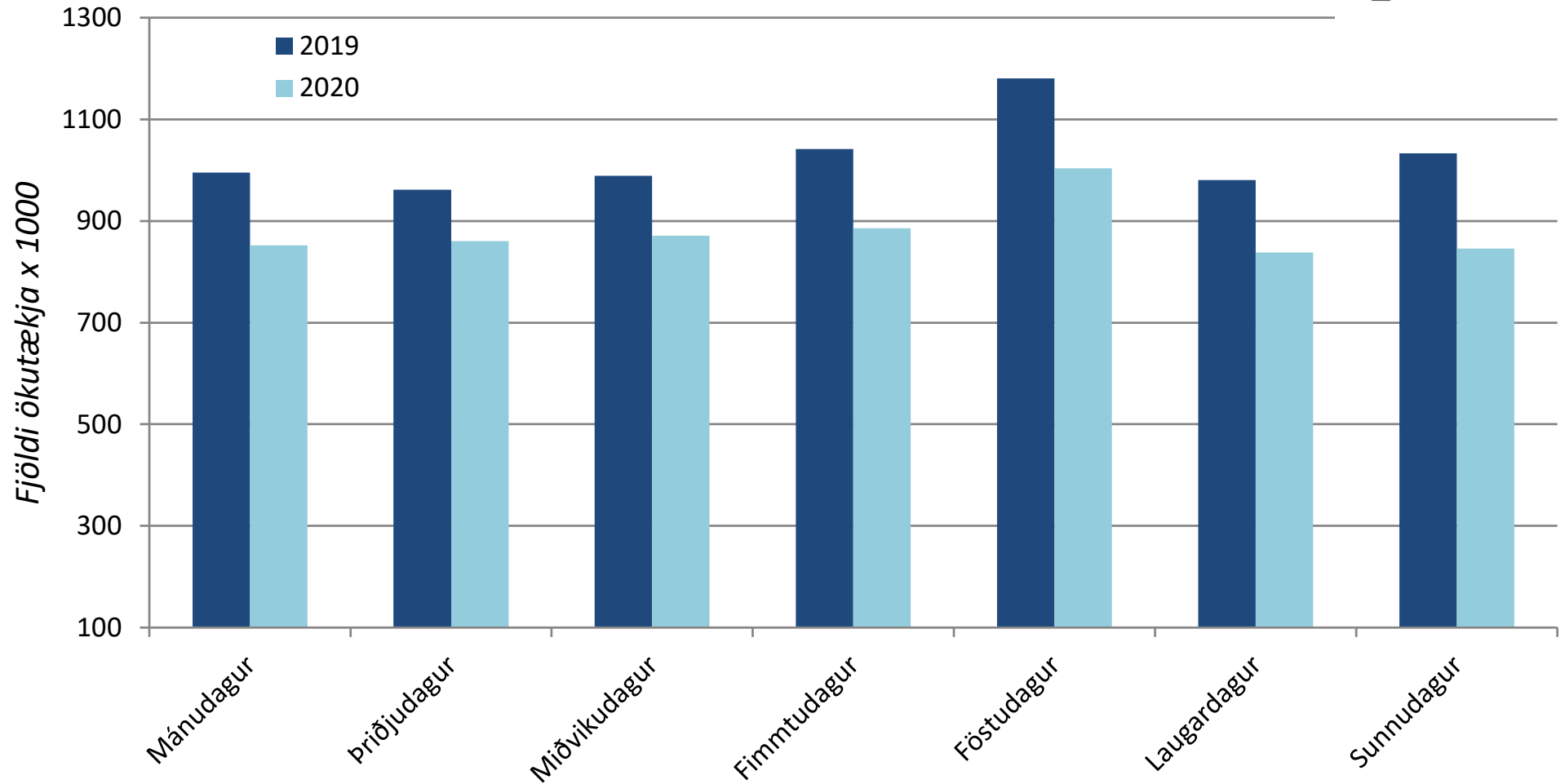


Vísitala umferðar í mælipk. eftir landssvæðum  
árið 2005 = 100

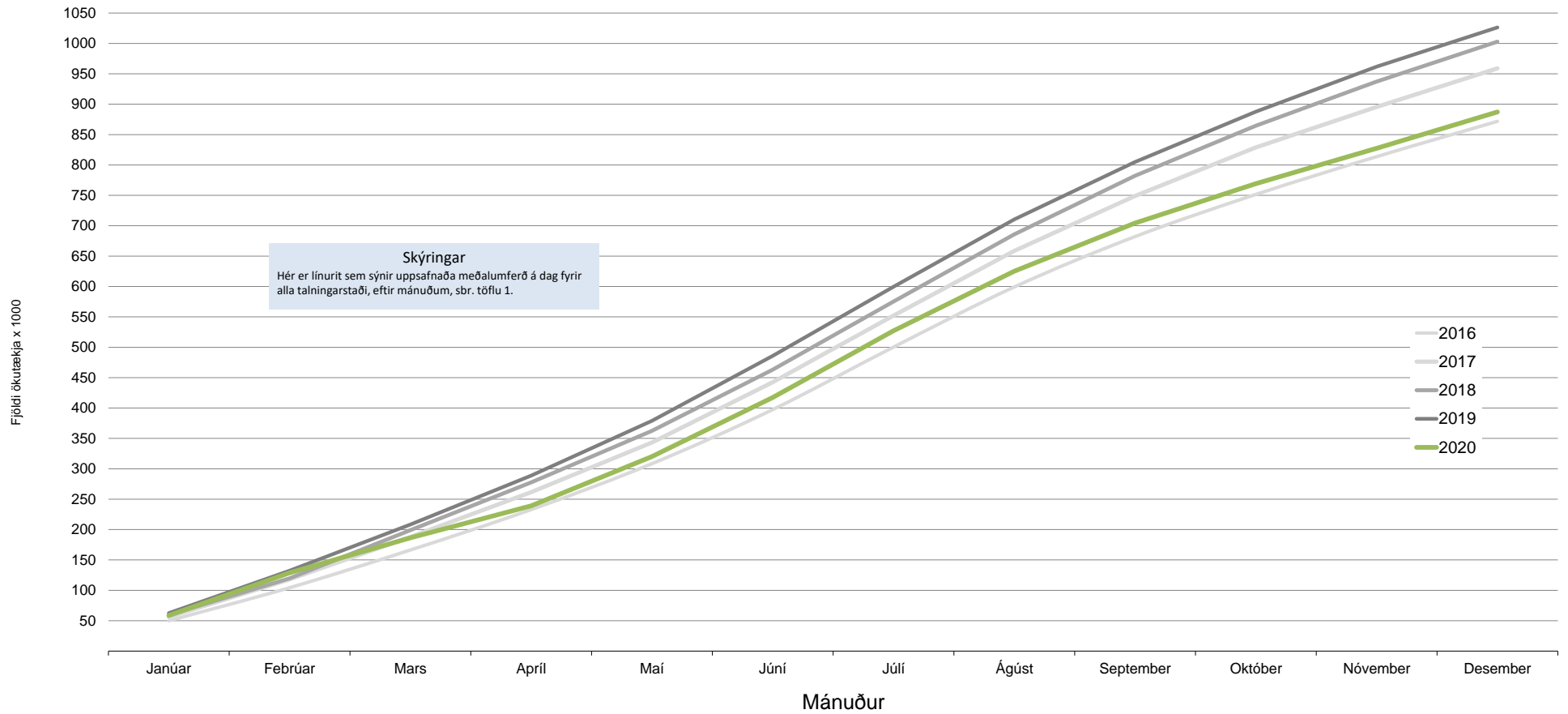


	2005	2006	2007	2008	2009	2010	2011	2012	2013	2014	2015	2016	2017	2018	2019	2020
Suðurland	100,0	107,5	113,3	110,0	113,5	114,0	103,3	104,3	109,2	118,0	127,1	154,3	172,7	185,6	182,9	142,0
Við höfuðborgarsvæðið	100,0	104,7	112,9	112,9	112,1	108,2	104,0	104,8	107,4	111,9	117,2	130,3	143,3	149,4	154,7	144,8
Vesturland	100,0	108,2	115,5	110,7	112,2	110,8	103,4	99,8	103,5	108,7	115,5	132,1	143,7	148,5	155,8	128,3
Norðurland	100,0	105,3	109,6	106,0	110,4	110,0	105,5	101,0	104,9	114,3	125,1	146,4	160,8	164,8	165,0	123,1
Austurland	100,0	109,7	112,5	97,5	98,6	92,8	90,3	95,7	103,2	108,2	118,6	143,0	155,2	165,9	162,0	115,8

## Σμεðalumferð eftir vikudögum frá áramótum, fyrir 16 lykilteljara á Hringvegi



### Uppsöfnuð meðalumferð í hverjum mánuði í mælipunktum



Tafla 1. Sýnr meðalumer á dag, um talingastaði, eftir mánuðum.

		Nöfn talingastaða																				Umferð samtals																				
		Suðurland				Hálfborgarsvæðið				Vesturland				Norurland				Austurland																								
Ár	mán. Vegrn	1-1	1-2	1-3	1-4	1-1	1-2	1-3	1-4	1-1	1-2	1-3	1-4	1-1	1-2	1-3	1-4	1-1	1-2	1-3	1-4																					
Lengd vefkafila í km --																						5.79	7.62	13.04	27%	3.41	4.78	38%	1.76	8.41	10.83	90%	11.68	9.90	3.43	12.64	5.73	11%	12.03	10.28	13.26	4%
Ar mán. Vegrn																						1-1	1-2	1-3	1-4	1-1	1-2	1-3	1-4	1-1	1-2	1-3	1-4	1-1	1-2	1-3	1-4	1-1	1-2	1-3	1-4	
Janúar	334	1.655	5.944	7.333	7.807	22.844	30.451	4.307	2.487	698	7.481	6.733	587	2.133	243	134	3.750	128	740	97	962	49.978																				
Febúar	520	3.972	8.728	8.281	13.808	32.158	45.881	6.820	6.797	2.285	2.247	5.393	1.873	1.478	1.093	1.500	1.094	1.500	1.094	1.500	1.094	64.717																				
Mars	797	2.556	6.674	10.026	9.170	25.302	34.472	5.594	3.642	1.123	1.390	2.862	1.157	995	2.845	2.284	2.845	246	888	231	1.365	62.306																				
Apríl	701	2.723	7.364	10.788	10.068	27.637	37.705	5.911	3.785	1.094	1.070	1.109	949	2.961	501	313	5.833	272	926	240	1.448	66.543																				
Mái	1.130	4.866	8.721	13.553	11.378	29.299	39.077	6.857	4.601	1.321	1.264	1.486	1.217	3.518	773	635	7.627	501	1.094	485	2.448	75.541																				
Júní	1.536	4.624	8.940	16.001	12.765	30.019	42.784	7.924	5.880	2.072	1.579	2.376	1.840	4.555	1.368	1.063	11.242	830	1.328	819	2.977	88.883																				
Júlí	1.890	5.953	11.858	19.701	14.978	30.653	45.631	9.430	7.796	2.596	1.821	2.978	2.384	5.326	1.885	1.433	14.000	1.075	1.558	1.091	3.724	102.844																				
Ágúst	1.982	5.374	10.619	17.474	13.808	32.158	45.881	8.820	6.797	2.285	2.247	5.393	1.873	1.478	1.093	1.500	1.094	1.500	1.094	1.500	1.094	68.417																				
Septembar	1.525	4.141	8.988	14.654	11.975	30.087	42.784	7.219	5.167	1.681	1.497	1.996	1.512	3.850	1.155	995	9.455	754	1.200	731	2.668	92.208																				
Oktober	1.086	3.166	7.554	11.906	9.951	27.549	37.570	6.071	4.032	1.285	1.139	1.378	1.116	3.263	699	538	6.994	436	853	361	1.650	69.338																				
Novembar	786	2.764	6.989	10.520	9.100	27.173	36.200	5.351	3.633	989	8.443	698	735	2.515	336	254	4.795	249	735	194	1.198	62.223																				
Desember	746	2.951	8.986	9.994	12.904	29.663	39.685	6.019	4.268	1.180	1.180	1.180	1.180	2.448	392	193	4.800	402	873	131	1.119	66.812																				
Samtals																						1.865	3.420	8.000	12.485	10.615	27.695	38.305	6.395	4.400	1.380	1.220	1.220	1.220	4.600	625	7.650	490	1.040	465	1.992	72.620
Janúar	2.542	5.910	8.810	13.533	11.378	29.299	39.077	4.786	2.804	740	8.311	754	633	2.173	283	163	4.005	148	723	133	1.002	56.120																				
Febúar	3.781	9.302	13.688	20.928	16.412	42.626	58.212	5.313	3.211	645	4.708	4.555	811	3.668	385	239	5.058	201	359	175	1.161	61.242																				
Mars	1.096	3.545	7.184	11.622	11.045	29.088	38.412	5.978	3.746	1.047	1.171	1.099	941	2.878	531	357	5.058	296	968	275	1.515	69.813																				
Apríl	1.122	3.542	8.988	12.573	11.407	28.327	39.734	6.548	4.548	1.409	1.233	1.389	631	3.389	631	486	7.111	400	940	376	1.717	73.720																				
Mái	1.227	4.022	8.570	13.919	12.427	31.400	43.627	7.081	4.869	1.491	1.342	1.523	1.327	3.614	697	795	8.890	576	1.119	529	2.223	81.892																				
Júní	1.726	3.356	10.331	17.413	14.798	34.957	48.866	8.891	6.072	2.199	1.782	2.486	2.018	4.951	1.478	1.142	10.088	808	1.372	878	3.911	92.277																				
Júlí	2.103	6.236	11.120	19.959	15.867	33.756	49.623	9.832	6.974	2.588	2.042	3.275	2.662	6.069	2.043	1.618	15.897	1.211	1.642	1.601	4.014	109.534																				
Ágúst	2.165	6.155	10.707	20.347	15.534	33.743	49.076	9.985	7.157	2.428	1.862	2.683	2.472	5.671	1.919	1.613	14.498	1.202	1.571	1.607	3.960	108.249																				
Septembar	1.829	4.753	9.011	16.593	13.502	32.160	45.182	8.543	6.131	1.839	1.417	1.342	1.121	3.362	1.121	1.042	10.642	860	1.255	800	2.917	90.384																				
Oktober	1.417	4.019	10.081	14.517	12.688	30.410	42.567	6.899	4.621	1.470	1.291	1.583	1.289	3.531	848	655	7.412	489	958	466	1.834	79.841																				
Novembar	925	3.056	7.652	11.633	10.167	28.896	38.863	5.717	3.409	926	10.052	955	930	2.443	382	249	4.850	221	803	206	1.230	66.827																				
Desember	746	2.951	7.441	10.929	9.922	27.662	37.156	5.358	3.822	1.180	1.180	1.180	1.180	2.448	392	193	4.800	402	873	131	1.119	66.812																				
Samtals																						1.925	4.025	8.625	13.975	11.990	30.110	42.105	6.850	4.920	1.505	1.275	1.670	1.670	5.350	715	840	560	1.085	520	2.165	79.280

Tafla 2. Sýnr huffallslegan mismun á milli ára í sömu mánuðum eftir talingastaðum.

		Nöfn talingastaða																				Umferð samtals																					
		Suðurland				Hálfborgarsvæðið				Vesturland				Norurland				Austurland																									
Ár	mán. Vegrn	1-1	1-2	1-3	1-4	1-1	1-2	1-3	1-4	1-1	1-2	1-3	1-4	1-1	1-2	1-3	1-4	1-1	1-2	1-3	1-4																						
Mismunur milli áanna 2014 og 2015																						3.2%	5.2%	-2.5%	-0.5%	-2.0%	0.5%	-0.1%	1.5%	1.1%	-1.0%	1.1%	3.3%	3.3%	-2.8%	7.9%	6.0%	6.1%	4.5%	-7.7%	-2.5%	1.9%	0.0%
Mismunur milli áanna 2015 og 2016																						1.3%	1.2%	0.3%	0.6%	0.2%	0.6%	0.2%	0.6%	0.6%	0.6%	0.6%	0.6%	0.6%	0.6%	0.6%	0.6%	0.6%	0.6%	0.6%	0.6%	0.6%	0.6%
Mismunur milli áanna 2016 og 2017																						3.2%	5.2%	-2.5%	-0.5%	-2.0%	0.5%	-0.1%	1.5%	1.1%	-1.0%	1.1%	3.3%	3.3%	-2.8%	7.9%	6.0%	6.1%	4.5%	-7.7%	-2.5%	1.9%	0.0%
Mismunur milli áanna 2017 og 2018																						2.4%	1.7%	7.2%	11.9%	13.0%	9.2%	9.9%	8.2%	9.1%	8.6%	9.1%	8.6%	9.1%	8.6%	9.1%	8.6%	9.1%	8.6%	9.1%	8.6%	9.1%	8.6%
Mismunur milli áanna 2018 og 2019																						0.9%	3.4%	2.6%	2.4%	5.0%	4.5%	4.7%	9.0%	12.0%	8.9%	9.9%	7.0%	9.9%	6.6%	7.5%	9.3%	7.4%	6.0%	1.9%	4.5%	5.2%	5.2%
Mismunur milli áanna 2019 og 2020 (gróyrnt)																						-8.5%	-5.7%	-12.6%	-10.8%	-12.9%	0.7%	-2.9%	-10.8%	-15.2%	-13.1%	-13.7%	-18.1%	-19.9%	-7.2%	-21.9%	-22.1%	-12.9%	-15.0%	-3.0%	1.6%	-5.4%	-6.4%
Mismunur milli áanna 2019 og 2020 (gróyrnt) - Samtals mismunur																						-8.5%	-5.7%	-12.6%	-10.8%	-12.9%	0.7%	-2.9%	-10.8%	-15.2%	-13.1%	-13.7%	-18.1%	-19.9%	-7.2%	-21.9%	-22.1%	-12.9%	-15.0%	-3.0%	1.6%	-5.4%	-6.4%