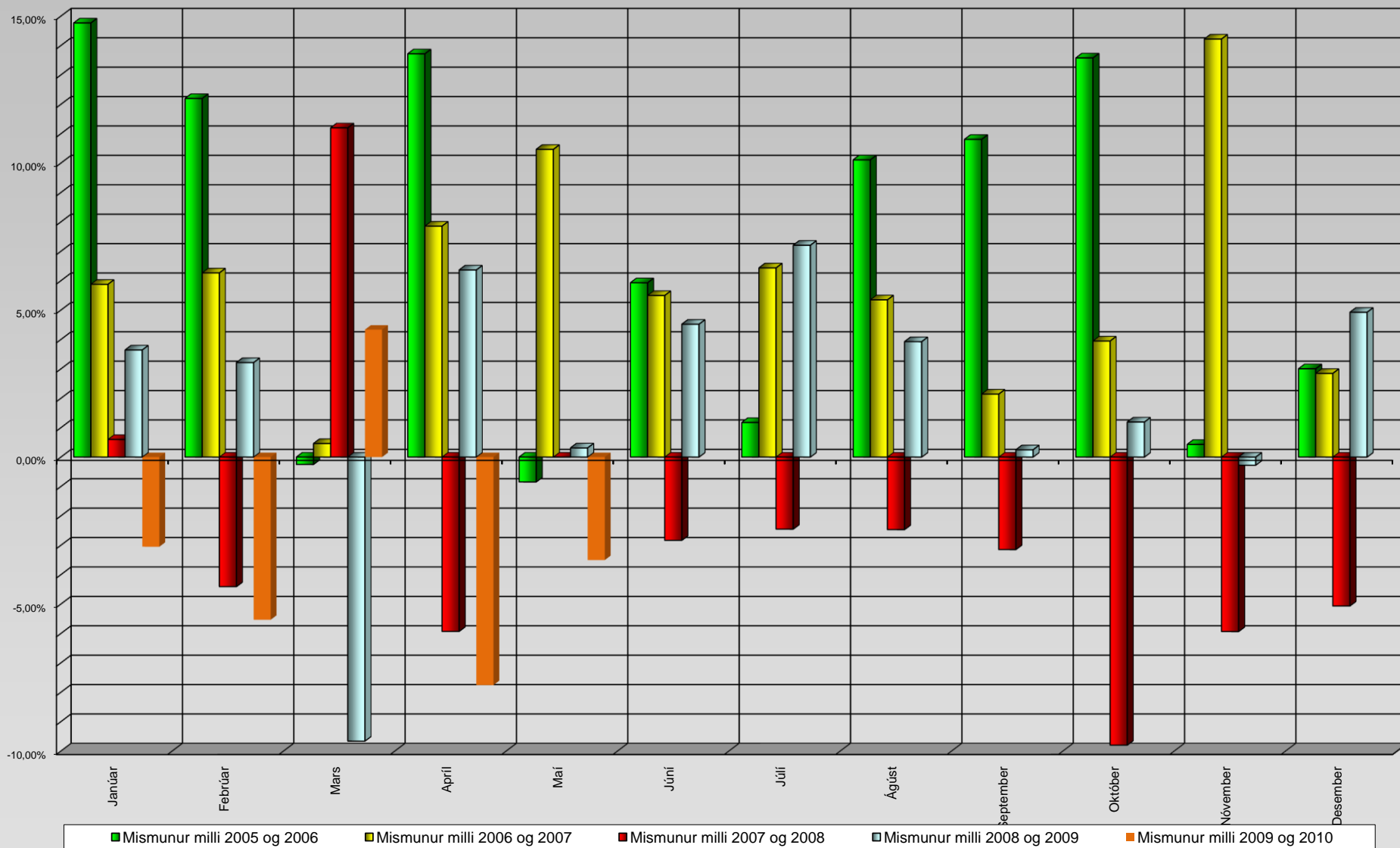


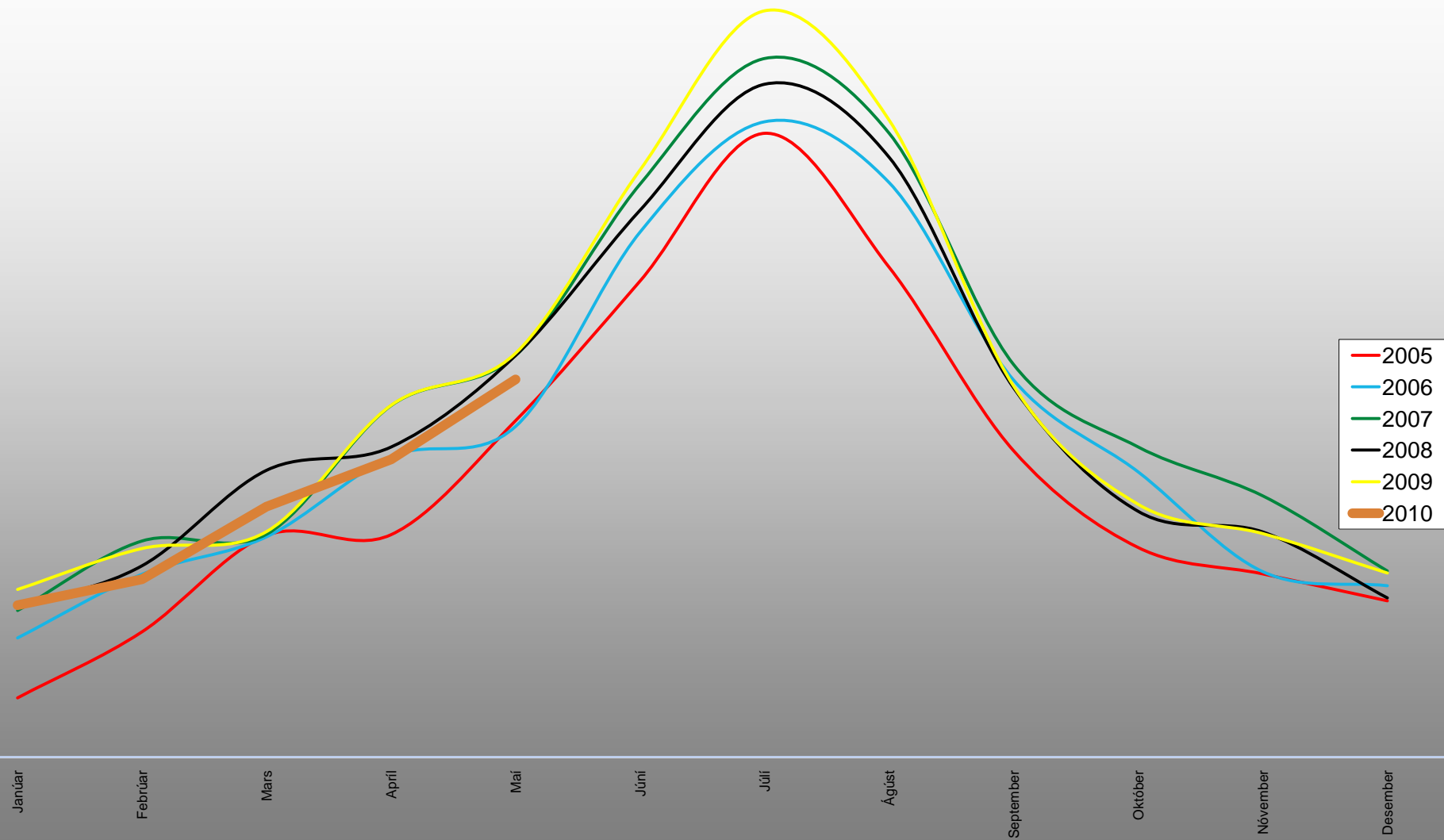
Taflan sýnir hlutfallslegan mismun meðalumferðar og heildaraksturs milli ára í sömu mánuðum eftir talingastöðum

		-----Nöfn talingastaða-----																							
		Suðurland				Höfuðborgarsvæðið				Vesturland				Norðurland				Austurland							
		Hringvegur á Myrdalsandí	Hringvegur vestan Hvolsvalla	Hringvegur á Hellisheiði	Samtals	Hringvegur á Geithálsi	Hringvegur við Úlfarstelli	Samtals	Hringvegur um Hvalfjarðargöng	Hringvegur við Hafnarfjall	Hringvegur á Holtavörðuneyri	Samtals	Hringvegur við Gjulfurá	Hringvegur í Örnadal	Hringvegur í Kræklingahlíð	Hringvegur á Mývatnsheiði	Hringvegur á Mývatnsöræfum	Samtals	Hringvegur á Múðalsöræfum	Hringvegur við Gíslastaðagerði	Hringvegur við Hvalnes í Lóni	Samtals	Akstur samtals		
Lengd vegkafila í km		12,09	7,62	16,63	2009	3,41	4,78	2009	5,76	8,41	10,99	2009	11,68	9,9	4,92	12,64	8,78	2009	12,03	10,28	13,26	2009			
Ár. mán. Vegnr.→		1-b0	1-c2	1-d8	32%	1-e2	1-f3	35%	1-f8	1-g4	1-j1	19%	1-k7	1-p2	1-p6	1-q9	1-r4	11%	1-s4	1-t5	1-v2	2%			
Mismunur milli árunna 2005 og 2006	Janúar	31,03%	8,28%	24,51%	22,70%	19,30%	2,84%	5,89%	22,65%	29,47%	20,31%	24,98%	11,87%	10,80%	23,24%	8,40%	25,29%	16,12%	15,13%	14,89%	2,00%	-5,49%	7,81%	14,77%	
	Febrúar	27,45%	5,37%	22,38%	20,50%	16,75%	3,16%	5,84%	20,32%	22,63%	1,17%	17,82%	4,41%	-2,90%	9,39%	5,00%	8,40%	4,95%	15,13%	14,89%	2,00%	-5,49%	7,81%	14,77%	
	Mars	-14,40%	-7,88%	8,28%	5,73%	3,98%	3,18%	3,36%	4,42%	-2,75%	-23,24%	-4,07%	-23,80%	-22,67%	-9,47%	-25,00%	-19,05%	-19,05%	-14,97%	-19,67%	-22,22%	-18,81%	-0,25%	6,45%	13,72%
	Apríl	63,51%	11,06%	20,28%	20,32%	19,14%	3,05%	6,68%	18,50%	25,27%	19,44%	21,43%	17,76%	3,98%	2,26%	0,00%	-1,18%	6,73%	3,53%	-11,70%	28,24%	-3,38%	-0,85%	6,45%	13,72%
	Mai	7,40%	-4,50%	1,22%	0,79%	-2,54%	3,25%	1,80%	0,70%	0,05%	-13,20%	-2,12%	-14,17%	-16,19%	-11,46%	-4,73%	-5,45%	-12,28%	-1,90%	-5,53%	-2,65%	-3,38%	-0,85%	6,45%	13,72%
	Júní	12,27%	1,41%	5,21%	5,06%	4,05%	3,37%	3,55%	8,03%	10,90%	13,68%	10,39%	11,76%	7,59%	3,51%	6,25%	3,67%	7,30%	12,60%	3,44%	-0,60%	5,20%	5,93%	6,45%	13,72%
	Júlí	-9,40%	-5,89%	-2,44%	-3,36%	-0,12%	3,39%	2,40%	3,99%	7,12%	4,09%	5,34%	2,74%	5,05%	2,02%	2,91%	7,65%	3,45%	5,75%	-1,00%	-2,80%	0,67%	1,18%	6,45%	13,72%
	Ágúst	18,47%	11,35%	10,79%	11,32%	8,97%	2,40%	4,10%	6,78%	12,55%	13,86%	10,71%	15,63%	19,88%	14,76%	22,36%	3,67%	16,27%	19,57%	11,78%	28,28%	20,38%	10,11%	6,45%	13,72%
	September	8,04%	5,29%	13,85%	12,67%	12,26%	4,60%	6,46%	10,95%	17,87%	7,32%	13,16%	9,56%	13,64%	12,29%	37,80%	3,67%	13,87%	25,57%	11,85%	18,23%	18,44%	10,81%	6,45%	13,72%
	Október	17,76%	11,91%	16,04%	15,64%	7,08%	9,56%	9,00%	13,90%	21,59%	13,88%	17,05%	18,38%	16,42%	16,19%	28,64%	23,08%	18,34%	21,27%	3,40%	19,08%	13,81%	13,58%	6,45%	13,72%
	Nóvember	2,84%	-2,11%	3,70%	3,05%	10,01%	-0,54%	1,64%	-1,47%	-3,66%	-8,44%	-3,52%	-7,84%	-6,28%	-2,19%	0,50%	-8,33%	-4,68%	-5,34%	-1,73%	-1,68%	-2,87%	0,43%	6,45%	13,72%
	Desember	5,75%	1,46%	4,90%	4,56%	8,50%	1,34%	2,74%	5,41%	-4,64%	3,31%	0,74%	3,70%	4,71%	1,18%	16,23%	5,00%	4,08%	1,20%	0,75%	-0,98%	0,36%	3,00%	6,45%	13,72%
	Samtals	9,18%	2,41%	9,25%	8,45%	7,86%	3,31%	4,36%	8,56%	10,31%	4,60%	8,54%	4,76%	3,97%	4,62%	8,40%	3,67%	4,92%	9,84%	1,77%	6,29%	6,08%	6,56%	6,45%	13,72%
Mismunur milli árunna 2006 og 2007	Janúar	6,58%	0,80%	9,35%	9,35%	2,71%	5,04%	4,56%	8,29%	7,90%	3,40%	7,35%	3,30%	3,12%	-3,94%	8,89%	7,34%	0,99%	6,03%	-3,65%	13,95%	4,87%	5,88%	6,45%	13,72%
	Febrúar	-2,56%	0,62%	6,99%	6,11%	4,02%	6,35%	5,84%	8,94%	4,81%	12,90%	7,82%	7,84%	12,63%	4,01%	10,95%	8,53%	7,59%	-11,04%	-4,32%	-2,14%	-0,60%	6,27%	6,45%	13,72%
	Mars	6,25%	-0,22%	-2,08%	-1,69%	-1,92%	0,84%	0,23%	3,80%	-1,57%	4,36%	1,66%	1,64%	5,49%	5,76%	10,70%	6,62%	5,07%	17,18%	-6,12%	16,11%	9,22%	0,46%	6,45%	13,72%
	Apríl	0,29%	7,35%	3,61%	3,88%	4,71%	8,21%	7,33%	12,94%	7,12%	11,09%	10,16%	12,93%	20,25%	15,27%	24,64%	26,19%	16,88%	19,32%	47,68%	-1,19%	19,04%	7,86%	6,45%	13,72%
	Mai	16,84%	14,25%	8,14%	9,10%	10,44%	8,37%	16,57%	11,87%	17,19%	14,64%	16,86%	19,73%	12,71%	17,39%	19,23%	16,16%	15,94%	-2,51%	7,61%	7,05%	10,47%	6,45%	13,72%	
	Júní	6,36%	10,75%	6,22%	6,74%	7,42%	8,20%	7,99%	8,54%	3,55%	-5,97%	3,38%	-5,04%	-1,16%	4,84%	5,29%	2,66%	0,30%	1,95%	-2,30%	9,64%	3,20%	5,50%	6,45%	13,72%
	Júlí	7,46%	6,52%	10,20%	9,56%	9,41%	9,70%	9,62%	10,44%	8,91%	-4,85%	6,46%	-1,82%	-3,10%	-0,92%	-1,64%	-5,76%	-2,16%	-5,29%	-20,17%	-0,68%	-7,79%	6,44%	6,45%	13,72%
	Ágúst	4,12%	7,05%	5,49%	5,59%	8,34%	11,34%	10,52%	9,72%	8,02%	-4,27%	5,93%	-4,27%	-3,24%	0,60%	-2,98%	-5,36%	-2,68%	-1,46%	-12,84%	-2,12%	-4,71%	5,35%	6,45%	13,72%
	September	-1,86%	1,24%	-2,97%	-2,49%	0,56%	9,56%	7,27%	4,55%	3,13%	0,24%	3,19%	1,78%	1,95%	3,82%	-9,96%	-3,42%	0,69%	-6,55%	-15,56%	-2,20%	-8,13%	2,14%	6,45%	13,72%
	Október	-4,26%	0,42%	-0,94%	-0,90%	13,80%	8,66%	9,81%	5,15%	2,77%	-2,78%	2,85%	-3,59%	1,40%	7,40%	3,18%	-2,84%	2,12%	-1,72%	-9,39%	-3,21%	-1,85%	3,95%	6,45%	13,72%
	Nóvember	1,38%	14,59%	10,54%	10,71%	15,28%	16,42%	16,17%	18,11%	17,09%	14,85%	17,18%	14,33%	10,31%	15,45%	16,34%	17,36%	14,21%	12,90%	-7,65%	0,850%	1,500%	14,22%	6,45%	13,72%
	Desember	-9,24%	-1,60%	1,28%	0,73%	5,94%	7,90%	7,50%	1,03%	-4,61%	-3,20%	-1,94%	-2,33%	-3,00%	5,31%	-2,25%	-3,97%	0,42%	-3,85%	1,48%	-5,94%	-2,78%	2,85%	6,45%	13,72%
	Samtals	4,01%	5,79%	4,71%	4,80%	6,87%	8,37%	8,01%	9,09%	6,01%	-1,48%	6,39%	1,55%	3,23%	5,21%	3,27%	1,25%	3,26%	1,18%	-7,24%	1,45%	-1,29%	5,90%	6,45%	13,72%
Mismunur milli árunna 2007 og 2008	Janúar	-11,11%	-0,62%	-8,14%	-7,46%	8,12%	8,77%	7,04%	3,16%	-1,91%	-2,19%	0,23%	-1,01%	-0,76%	10,32%	-8,67%	-14,53%	2,12%	-14,63%	-9,09%	-14,29%	-12,71%	0,60%	6,45%	13,72%
	Febrúar	3,68%	-2,76%	-12,41%	-11,11%	-1,36%	3,32%	2,32%	-2,28%	-5,32%	-11,09%	-4,93%	-9,93%	-9,81%	-2,22%	-12,88%	-16,43%	-7,49%	-1,54%	-27,74%	-16,84%	-15,69%	-4,41%	6,45%	13,72%
	Mars	23,08%	9,82%	12,91%	12,86%	18,85%	5,34%	8,28%	10,08%	15,76%	23,19%	14,52%	24,30%	20,65%	1,26%	33,14%	4,83%	15,14%	-6,85%	-29,71%	-4,03%	-12,38%	11,20%	6,45%	13,72%
	Apríl	-25,14%	-7,73%	-7,31%	-7,92%	-0,74%	7,15%	5,21%	-7,70%	-13,19%	-24,13%	-13,04%	-25,59%	-21,58%	-8,44%	-19,19%	-26,89%	-18,41%	-24,29%	-46,19%	-30,12%	-33,27%	-5,93%	6,45%	13,72%
	Mai	-16,38%	-1,94%	-0,09%	-0,92%	2,68%	2,42%	2,48%	-2,55%	-5,84%	-0,89%	-3,66%	0,00%	-0,68%	3,40%	17,72%	-2,82%	2,88%	-4,17%	-14,16%	-9,09%	-8,83%	0,00%	6,45%	13,72%
	Júní	-7,36%	1,48%	1,55%	1,14%	-0,57%	-2,27%	-1,82%	-4,19%	-6,64%	-9,35%	-6,22%	-7,48%	-8,25%	-7,32%	-9,36%	-11,23%	-0,09%	-11,46%	-18,59%	-12,36%	-13,80%	-2,83%	6,45%	13,72%
	Júlí	-3,12%	7,84%	-4,74%	-3,08%	-2,20%	-2,20%	-2,23%	-4,21%	-5,37%	-0,86%	-4,08%	-1,08%	-0,85%	-0,72%	3,33%	3,37%	0,09%	1,91%	1,68%	0,51%	1,32%	-2,45%	6,45%	13,72%
	Ágúst	-3,96%	-1,86%	-3,21%	-3,09%	-3,39%	-0,36%	-1,16%	-0,34%	-0,98%	-5,73%	-1,69%	-4,26%	-5,90%	-3,33%	-0,16%	0,16%	-3,49%	-6,58%	-8,35%	-9,37%	-8,07%	-2,47%	6,45%	13,72%
	September	-0,95%	1,13%	-4,52%	-3,77%	-2,17%	-1,06%	-1,33%	-5,23%	-7,95%	-3,56%	-6,12%	-4,99%	-6,36%	-0,16%	5,16%	0,71%	-2,20%	2,72%	-5,88%	-2,70%	-1,73%	-3,15%	6,45%	13,72%
	Október	-3,08%	-2,01%	-13,65%	-12,09%	-14,97%	-2,37%	-5,28%	-10,11%	-12,31%	-14,48%	-11,72%	-12,14%	-14,46%	-17,83%	-21,92%	-18,13%	-16,04%	-18,71%	-16,06%	-9,27%	-14,71%	-9,80%	6,45%	13,72%
	Nóvember	-0,45%	-1,14%	-4,31%	-3,88%	-14,58%	-3,67%	-6,09%	-6,60%	-7,92%	-10,03%	-7,72%	-7,71%	-8,41%	-7,00%	-10,64%	-15,49%	-8,18%	-13,57%	-0,64%	-13,56%	-9,27%	-5,93%	6,45%	13,72%
	Desember	-0,60%	4,88%	-13,76%	-11,59%	-9,54%	-0,01%	-1,96%	-2,04%	-0,47%	-3,17%	-1,59%	-1,75%	-3,78%	-3,93%	-2,30%	-3,31%	-3,16%	-0,80%	-27,01%	-11,58%	-12,90%	-5,06%	6,45%	13,72%
	Samtals	-5,00%	0,77%	-4,40%	-3,85%	-1,96%	0,86%	0,19%	-2,98%	-4,84%	-5,63%	-4,23%	-4,84%	-5,33%	-3,30%	-1,25%	-5,18%	-4,02%	-6,65%	-14,21%	-8,82%	-9,56%	-2,64%	6,45%	13,72%
Mismunur milli árunna 2008 og 2009	Janúar	2,78%	12,07%	11,42%	11,30%	-2,41%	2,18%	1,23%	0,87%	1,79%	1,40%	1,32%	1,53%	3,62%	-6,35%	-1,68%	-4,00%	-1,80%	-1,90%	-29,17%	-8,33%	-13,20%	3,64%	6,45%	13,72%
	Febrúar	-15,23%	9,23%	9,94%	9,20%	0,29%	-0,67%	0,13%	2,52%	8,61%	2,38%	10,71%	10,19%	-4,76%	6,40%	-2,56%	3,47%	1,67%	-6,25%	-3,61%	-2,37%	3,22%	6,45%	13,72%	
	Mars	-26,47%	-1,33%	-11,80%	-11,18%	-18,59%	2,39%	-2,61%	-12,46%	-15,97%	-24,71%	-16,06%	-22,35%	-18,60%	-10,86%	-31,59%	-19,08%	-14,84%	-4,12%	-27,35%	-14,84%	-9,66%	6,45%	13,72%	
	Apríl	42,47%	16,52%	6,06%	8,11%	-4,70%	-1,21%	-2,02%	4,31%	13,02%	29,59%	12,02%	32,52%	28,57%	6,17%	24,46%	30,97%	20,98%	32,70%	7,50%	48,28%	31			

Mismunur á akstri milli ára í sömu mánuðum

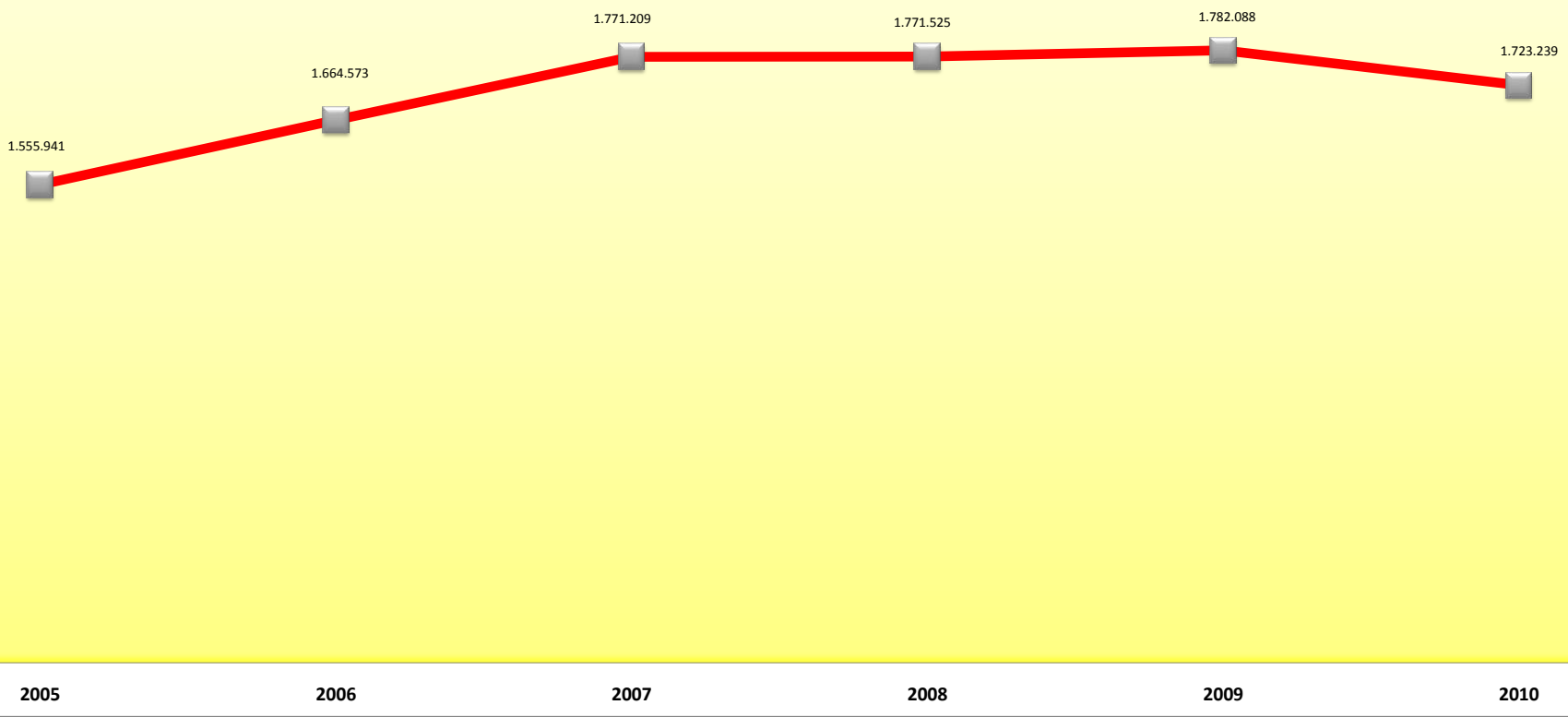


Heildarakstur í hverjum mánuði



Mánuður

Heildarakstur í janúar - maí



Uppsafnaður akstur á 16 völdum vegköflum á Hringvegi

4200000
3200000
2200000
1200000
200000

Janúar Febrúar Mars Apríl Maí Júní Júlí Ágúst September Október Nóvember Desember

- 2005
- 2006
- 2007
- 2008
- 2009
- 2010

